



mazda

MAZDA CX-5

A STATE OF EXCELLENCE



2020
IIHS
TOP
SAFETY
PICK+



NHTSA
NATIONAL HIGHWAY TRAFFIC SAFETY ADMINISTRATION

BREATHING LIFE INTO THE CAR

MAZDA'S DESIGN PHILOSOPHY

魂動

KODO SOUL OF MOTION



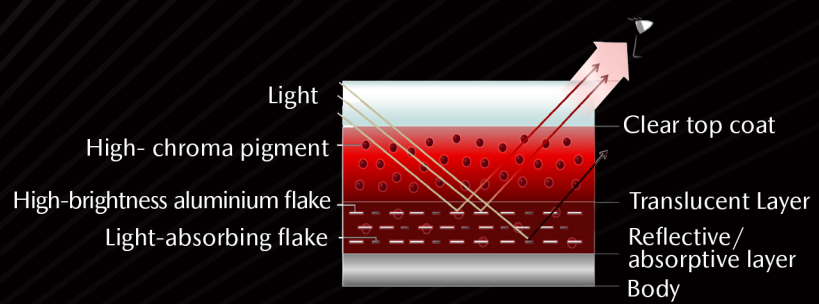
KODO: "SOUL OF MOTION"



Our design philosophy is simple yet highly challenging to accomplish: capture energy in motion, even at a standstill. With curves and angles so striking, they command your attention through a mere glance. Eliciting this kind of instant emotional response requires a human touch. Hands on clay, shaping form with warmth and precision. Eliminating all that is unnecessary, leaving only what is beautiful.

Transferring the energy of the maker into every nuance. We call this Kodo: "Soul of Motion" design. A dynamic sense of motion created for humans, by humans. This is the inspiration behind the Mazda CX-5.

PAINT - COAT COMPOSITION



MASTER PAINTER

Brilliant colors that highlight the beauty of a flowing shape. Mazda's unique painting technology TAKUMI-NURI, TAKUMI: Master craftsman, NURI: Painting with this unprecedented combination of color, highlights, shade and depth, further emphasizes the sheer beauty and quality of the dynamic KODO design body shape.

G-VECTORING CONTROL PLUS

SMOOTHER RESPONSE FOR A MORE SATISFYING DRIVE.

ENHANCED CHASSIS PERFORMANCE VIA INTELLIGENT ENGINE CONTROL.

Turn-in

TURN IN STARTS

- Engine torque reduction
- Load shifts to front wheels



Enhanced cornering response

STEERING ANGLE MAINTAINED

- Engine torque restored
- Load shifts to rear wheels



Enhanced cornering stability

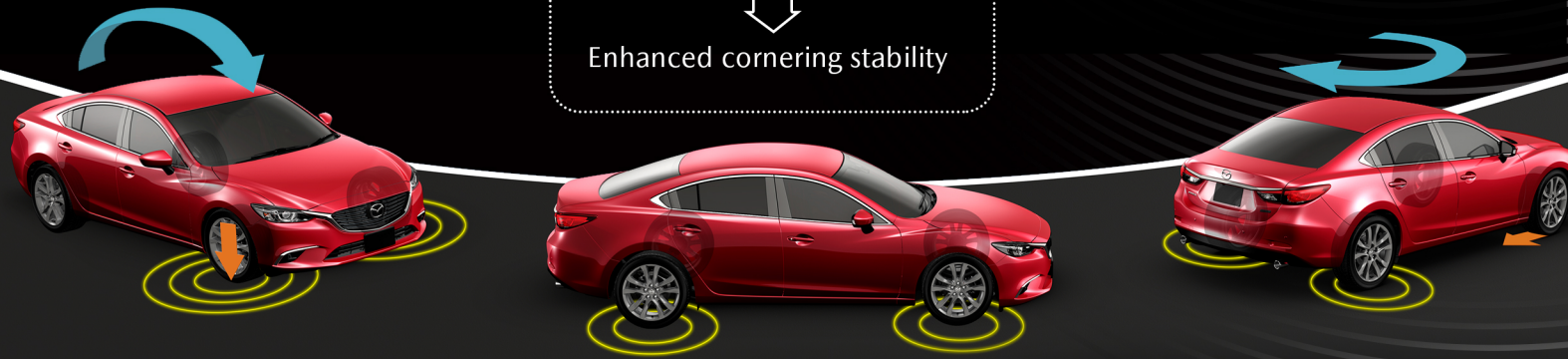
Turn-out

STEERING WHEEL RETURNED

- Brake force slightly applied to outer wheels
- Recovery moment provided



Enhanced vehicle stability and control



HUMAN - CENTRIC DESIGN PUTS THE DRIVER IN CONTROL

Mazda's human-centric engineering approach starts from a deep study of human physiology and movement, focusing on the human's body's amazing ability to balance itself.



Mazda is obsessed with creating a feeling of connection between **car and driver**; a connection that helps ensure the car responds precisely and intuitively, giving drivers the exhilaration of control with the confidence that helps keep them fully relaxed.




HUMAN - CENTRIC ENGINEERING: THE KEY TO SATISFACTION



"Just as a rider is connected to their horse. A driver trusts that their car is intuitive and responsive. On the road, the driver feels naturally positioned and perfectly balanced for a profoundly pleasurable driving experience."

SKYACTIV-VEHICLE ARCHITECTURE


A new generation of unity between cars and humans.



BODY

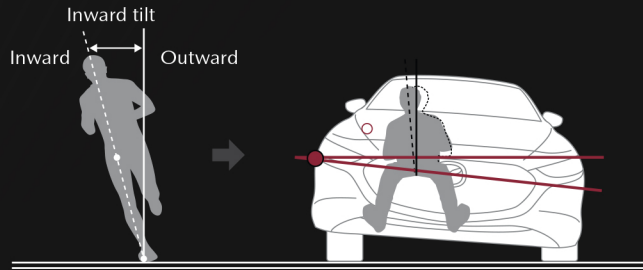


SEATS

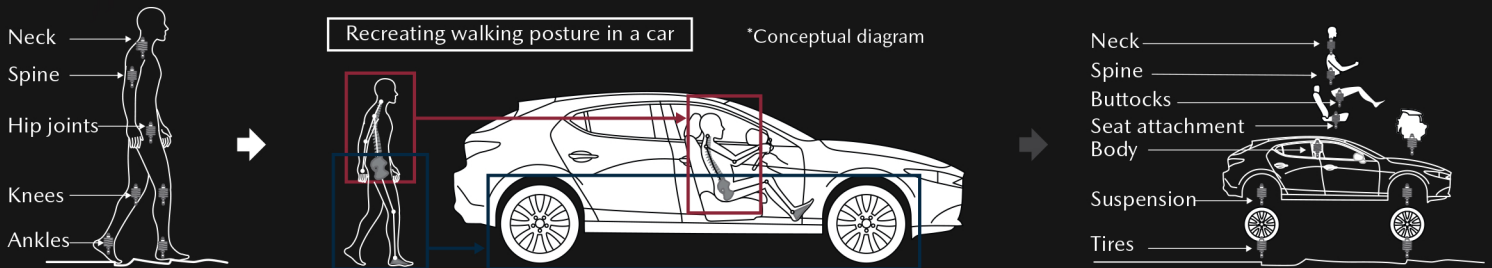


CHASSIS

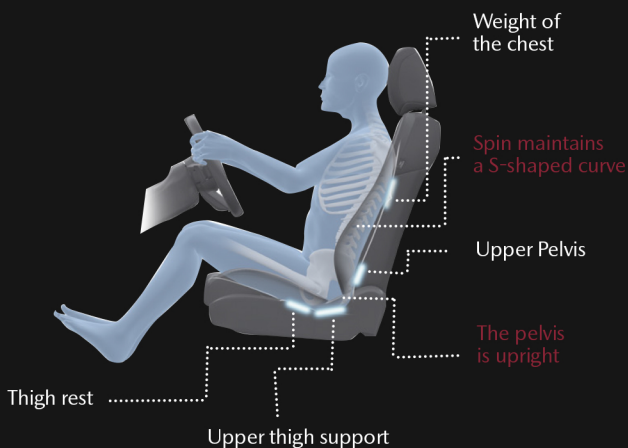
Mazda-unique vehicle structure technology is optimized throughout the entire car so that drivers can exercise their innate ability to self-balance. To replicate a posture as natural as walking within a car, Mazda has organically coordinated each vehicle part – enabling occupants to exercise their innate ability to maintain balance for an unprecedented ride comfort.



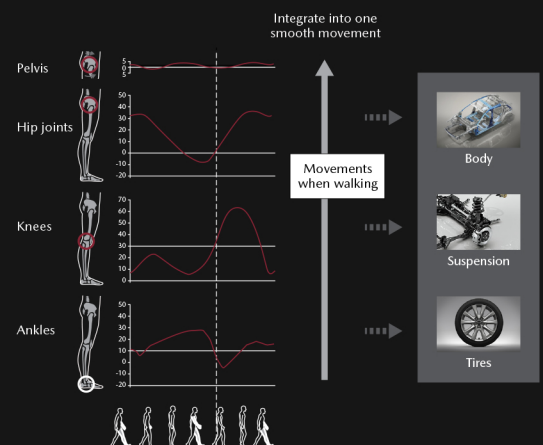
The human body is equipped with excellent suspension.



Seats that support the pelvis and recreate walking posture in the upper body.



A Car that works like legs- transmitting force from the ground to passenger smoothly and instantaneously.



SKYACTIV TECHNOLOGY

A REVOLUTION THAT TAKES CARS TO THE NEXT LEVEL



SKYACTIV-G

- The world's first gasoline engine for mass production vehicles to achieve the world's highest gasoline engine compression ratio of 14.0:1




SKYACTIV-BODY

- High rigidity and lightness (8% lighter, 30% more rigid)
- Crash safety performance that meets the top criteria for crash safety assessments in all markets (US-NCAP, Euro-NCAP, IIHS, JNCAP, etc).



SKYACTIV-DRIVE

- Combines all the advantages of conventional automatic transmissions, continuously variable transmissions, and dual clutch transmissions.
- A dramatically widened lock-up range improves torque transfer efficiency and realizes a direct driving feel that is equivalent to a manual transmission.
- A 4 to 7 percent improvement in fuel economy.



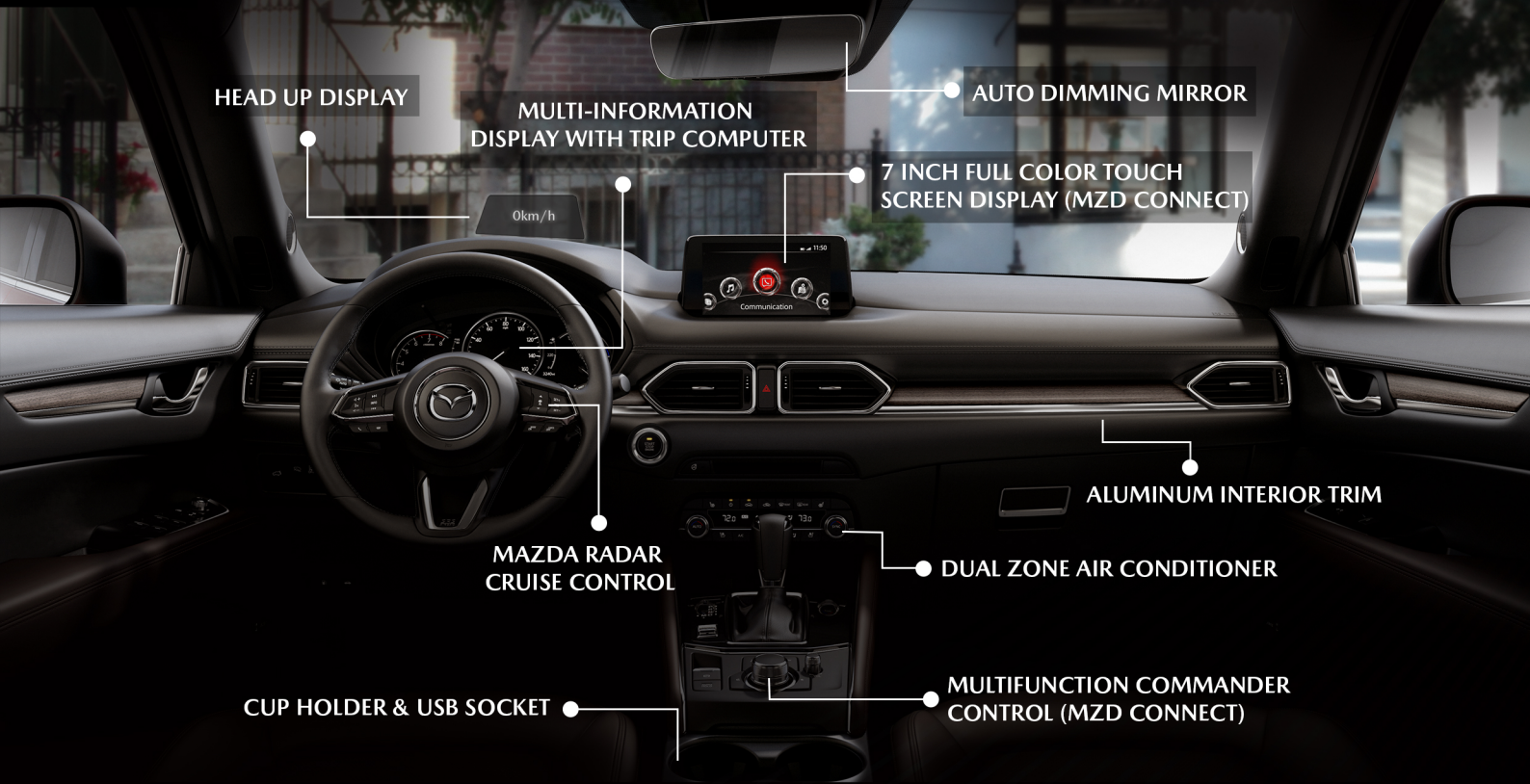
SKYACTIV-CHASSIS

- Suspension and steering functions have been thoroughly revised to achieve the "driving pleasure of oneness between car and driver".
- Driving quality has been raised to new levels through improvements to comfort and security.
- Newly-developed front and rear suspension systems and electric power steering, functional improvements are combined with reduced weight.



SCIENCE OF FEELING

MAZDA UNIQUE SENSE OF OPERATION THAT EVOKES IDEAL COMFORT HAS BEEN CAREFULLY DEVELOPED



HEAD UP DISPLAY

MULTI-INFORMATION
DISPLAY WITH TRIP COMPUTER

AUTO DIMMING MIRROR

7 INCH FULL COLOR TOUCH
SCREEN DISPLAY (MZD CONNECT)

ALUMINUM INTERIOR TRIM

MAZDA RADAR
CRUISE CONTROL

DUAL ZONE AIR CONDITIONER

CUP HOLDER & USB SOCKET

MULTIFUNCTION COMMANDER
CONTROL (MZD CONNECT)

PREMIUM FEEL INTERIOR CONCEPT



10 SPEAKER PREMIUM BOSE
SOUND SYSTEM



PREMIUM NAPPA
LEATHER SEATS



POWER SLIDING-GLASS
MOONROOF WITH TILT FEATURE

COMFORT AND CONVENIENCE



ADVANCED KEYLESS
ENTRY SYSTEM



ELECTRONIC TAILGATE



360° VIEW
MONITOR SYSTEM



APPLE CARPLAY/
ANDROID AUTO



ELECTRONIC PARKING
BRAKE & AUTO
HOLD FUNCTION



ISO-FIX CHILD RESTRAINT
ANCHOR POINTS
& TOP TETHERS



ELECTRONIC
MEMORY SEAT



2ND ROW AIR VENT

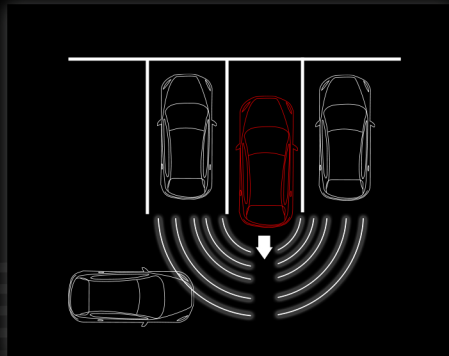
MAZDA SAFETY SYSTEM: SAFETY ABOVE ALL ELSE

Supports safe and assured driving by helping the driver recognize potential hazards to avert accidents

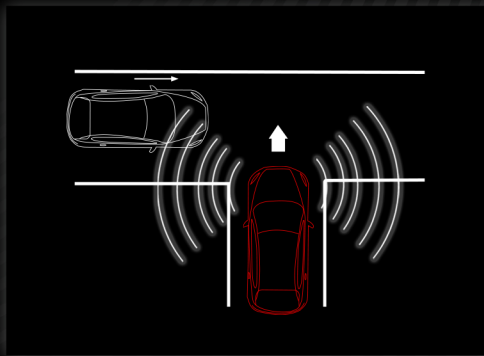
SAFETY TECHNOLOGIES TO SUPPORT YOUR SAFE DRIVING | I-ACTIVSENSE

Mazda's i-ACTIVSENSE is an umbrella term covering a series of advanced safety technologies which make use of detection devices such as milliwave radars and cameras. They includes active safety technologies that support safe driving by helping the driver to recognize potential hazards, and pre-crash safety technologies which help to avert collisions or reduce their severity in situations where they cannot be avoided.

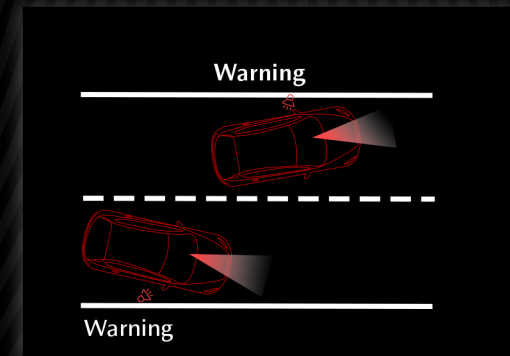
SMART BRAKE SUPPORT | REAR CROSSING



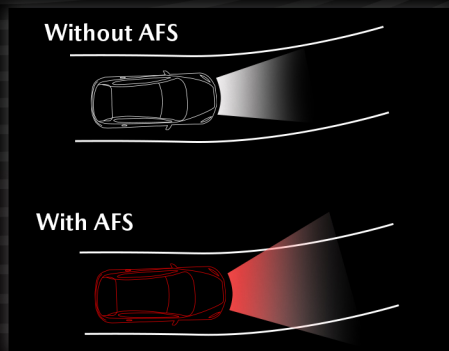
SMART BRAKE SUPPORT | FRONT CROSSING



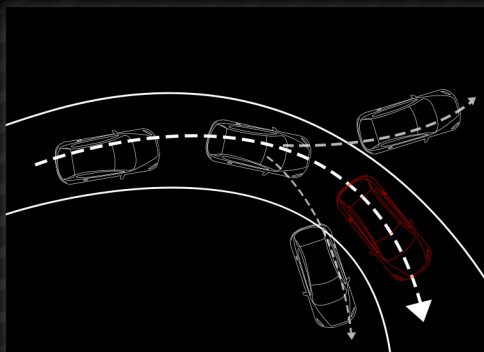
LANE DEPARTURE WARNING SYSTEM (LDWS)



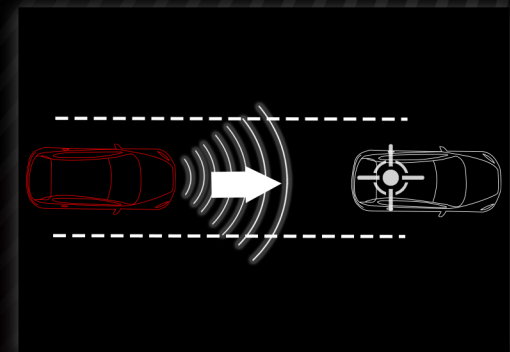
ADAPTIVE FRONT LIGHT SYSTEM



DYNAMIC STABILITY CONTROL & TRACTION CONTROL SYSTEM



MAZDA RADAR CRUISE CONTROL (MRCC)



ACTIVE SAFETY TECHNOLOGY | I-ACTIV AWD



Whether you are on the highway on a dark and rainy night or driving up a snowy mountain road, Mazda's new-generation all-wheel-drive system is designed to provide safety and comfort with fuel efficiency.

Our engineers completely redesigned the system's hardware and software, and by taking a proactive approach to controlling drive to all four wheels, have developed i-ACTIV AWD, a fully-autonomous AWD system that combines excellent all-road ability with outstanding fuel economy.

MAZDA CX-5 SPECIFICATIONS

GENERAL SPECIFICATION

- Dimensions (LxWxH): 4550 x 1840 x 1690 mm
- Fuel consumption: 14.3 km/L
- Power : 121 KW (162 BHP)

ENGINE AND TRANSMISSION

- SKYACTIV®-G 2.0L DOHC 16-valve 4-cylinder engine with i-Stop
- SKYACTIV®-Drive 6-speed automatic transmission with manual shift and Sport modes
- SKYACTIV-Vehicle Dynamics with G-Vectoring Control Plus
- i-Activ AWD® with Off-road Traction Assist

INTERIOR

- Mazda Advanced Keyless Entry System
- Advanced keyless push-button engine start
- Multi-Information Display with trip computer
- Windshield-projected Active Driving Display
- Leather-wrapped steering wheel and shift knob
- Tilt and telescopic steering column
- Steering-wheel-mounted audio and cruise controls
- Power windows with one-touch down/up feature on all windows
- Overhead console with sunglasses holder
- 40/20/40 split one-touch fold-down and reclining rear seatback with rear fold-down center armrest
- MZD CONNECT Infotainment System with 7-inch full color touch-screen display & multifunction Commander control
- Apple CarPlay™ integration
- Android Auto™ integration
- Bose® 10-speaker surround sound system
- 8-way power-adjustable driver's seat with power-adjustable lumbar support and 2-position memory
- 6-way power-adjustable front passenger's seat
- Dual-zone automatic climate control with rear vents
- Rear-view mirror with auto dimming function
- Three 12-volt power outlets (front, 2nd-row and cargo area)
- Auxiliary audio-input jack and dual front USB audio input ports
- Dual rear USB charging ports

EXTERIOR

- LED fog lights
- LED combination taillights
- LED daytime running lights
- LED headlights with auto on/off
- Adaptive Front-lighting System (AFS)
- 19-inch alloy wheels with Dark Silver finish
- Auto rain-sensing windshield wipers
- Power sliding-glass sunroof with tilt feature
- Rear Power Liftgate
- Rear privacy glass
- Automatic power-folding side mirrors

SAFETY AND SECURITY

- Advanced Smart City Brake Support with Pedestrian Detection (SBS)
- Smart Brake Support with Collision Warning (SCBS)
- Rear Cross Traffic Alert
- Mazda Radar Cruise Control (MRCC) with Stop & Go
- Lane Departure Warning System (LDW)
- Lane-keep Assist (LAS)
- High Beam Control (HBC)
- Blind Spot Monitoring (BSM)
- Advanced front air bags, front side-impact air bags and side impact air curtains
- Electronic Brake-force Distribution (EBD)
- Engine immobilizer
- Dynamic Stability Control and Traction Control System (DSC)
- Anti-lock Braking System (ABS)
- Auto Door Lock (ADL)
- ISOFIX child restraint anchor points and top tethers
- Childproof rear door locks
- Front and rear parking sensors
- 360° View Monitor System



SOUL RED CRYSTAL METALLIC



JET BLACK MICA



DEEP CRYSTAL BLUE MICA



TITANIUM FLASH MICA



MACHINE GRAY METALLIC



SONIC SILVER METALLIC



SNOWFLAKE WHITE PEARL MICA

- Mazda Myanmar
- Mazda Myanmar-Cycle & Carriage
- www.mazda.com.mm

WARRANTY **3** Years
100,000 KM